



NREGA – An Experience of Uttar Pradesh

“National Rural Employment Guarantee Act- Social Exclusion and Inclusive Policy”

Yogesh Bandhu Arya & Arundhati Dhuru



1960's

Rural Work Programme (RWP)

1970's

Crash Scheme for Rural Employment (CSRE)

Food for Work Programme (FWP)

1980's

National Rural Employment Programme (NREP)

Rural Labour Employment Guarantee Programme (RLEGP)

1990's

Jawahar Rojgar Yojana (JRY)

Employment Assurance Scheme (ERY)

Sampoorn Grameen Rojgar Yojana (SGRY)

February, 2006

National Rural Employment Guarantee Act





Structure of the Study:

22 District in First Phase

Survey Conducted in 15 Districts


112 Gram Panchayat

129 Villages

653 Households

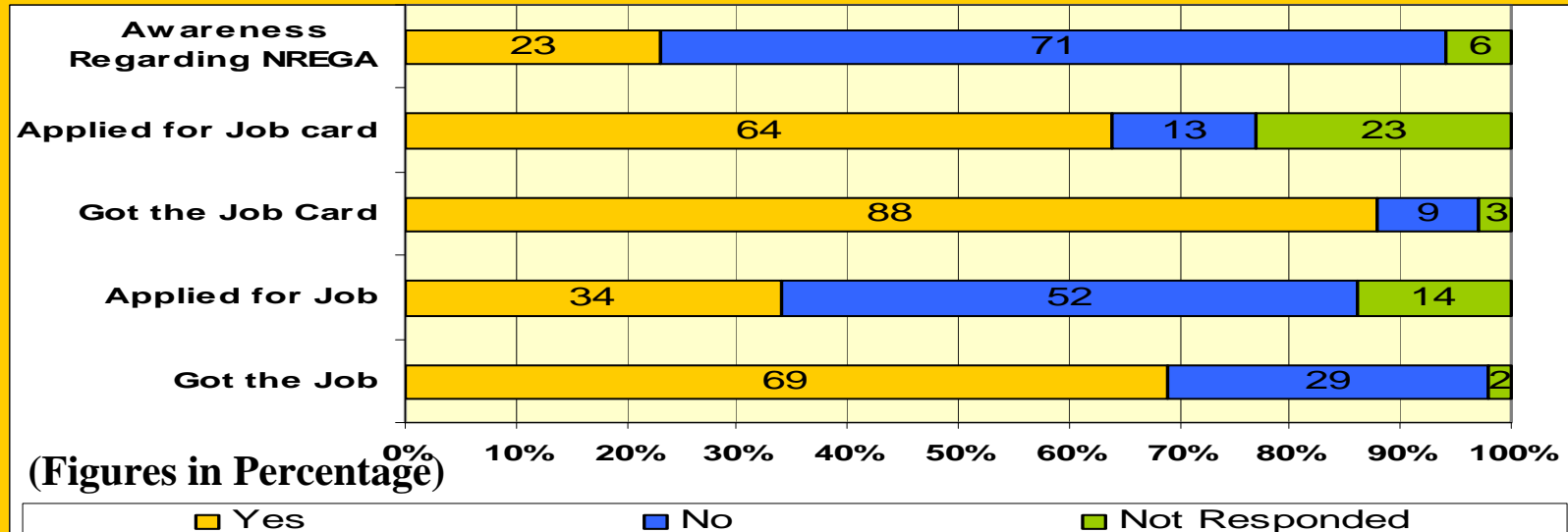
Muster Roll Verification in One Blocks of Five Districts



- 
- 1. Job Cards & Application for Job**
 - 2. Application for Work, Work Allotment**
 - 3. List of Work Selected**
 - 4. Facilities at Worksite**
 - 5. The Muster Roll**
 - 6. Problem with Wages**
 - 7. Women's Participation**
 - 8. Participation of SC/ST & Other Weaker Community**
 - 9. Transparency and Accountability**



Awareness, Application for Job/Job Card & the Job



Persons Who Got The Job (Number & Percentage)			
	Total	Male	Female
Total No. of Surveyed Persons	653	361	292
Total No. of Persons, got the Job	205 (31.4%)	122 (33.8%)	83 (28.5%)



List of Work Selected

District	Water Cons.	Drought Proof. & Plan.	Flood Control	Rural Connectivity	Other Works	Total Nos. of works
Azamgarh	5	9.78	9.67	65.33	12.22	1800
Chandauli	8.24	0	0	87.06	4.71	340
Chitrakoot	0	0	0	0	100	3
Gorakhpur	4.96	27.27	1.65	63.22	2.89	242
Hamirpur	91.76	8.24	0	0	0	85
Hardoi	4.61	2.19	0	93.19	0	867
Kushinagar	0	0	0	100	0	946
Pratapgarh	12.3	70.84	0.45	16.41	0	1773
Raebareli	9.97	17.92	3.47	46.97	21.68	692
Sonbhadra	0	0	0	6.67	93.33	15
Total	15.2	19	2.4	52.3	11.1	10079



Facilities at Worksite

Complaints Related to Facilities at Worksite	Number	Percentage
Lack of Shade	59/119	49.58
Lack of Drinking Water Facility	87/119	73.11
Lack of First Aid	102/119	85.71
Lack of Cretch	117/119	92.44
Non of these	73/119	61.34
Total Number of Villages/Worksite	119	****



Number of Working Days & Wages


Number of Working Days		
	Percentage	Numbers
One Day	9	13
Three day	12	17
One Week	19	26
7-15 Days	16	24
18-21 Days	15	21
More than Three Week	29	40
Total	100	141

Days in Payment		
	Percentage	Persons
Within One Month	42	58
After One Months	32	45
After Two Months	18	25
After Three Months	6	8
Not Even After Three Months	2	3
Total	100	139



Muster Roll

District	In Muster Roll Record			Actual		Difference of Amount (in Rs.)*
	Number of Work Days	Wage rate (in Rs.)	Amount (in Rs.)	Number of Work Days	Amount Paid (in Rs.)	
Chitrakot	6067	58/-	3,51,886	2030	70,836 (20%)	2,81,050
Jaunpur	4769	58/-	2,76,602	1014	36,541 (13%)	2,40,061
Hardoi	1671	58/-	96,918	370	19,340 (20%)	77,578
Sitapur	2497	58/-	1,44,826	662	34,100 (24%)	1,10,726
Total	15,004	58/-	8,70,232	4076	1,60,817 (18%)	7,09,415



Women Labourers

District	Percentage	District	Percentage
Azamgarh	1.77	Kaushambi	30.00
Banda	31.50	Kheri	0.40
Barabanki	0.89	Kushinagar	0.34
Chandauli	3.68	Lalitpur	22.56
Chitrakoot	49.26	Mahoba	30.99
Fatehpur	26.90	Mirzapur	29.74
Gorakhpur	5.19	Pratapgarh	33.99
Hamirpur	29.02	Rae bareli	18.53
Hardoi	0.08	Sitapur	0.87
Jalaun	8.88	Sonbhadra	49.69
Jaunpur	11.78	Unnao	13.73



Participation of SC/ST

(Figures in Percentage)

District	SC	ST	District	SC	ST
Azamgarh	0.58	0	Kaushambi	59.96	0
Banda	4.25	0	Kheri	71.10	0
Barabanki	60.47	0	Kushi nagar	70.00	0
Chandauli	53.55	0	Lalitpur	60.67	1.19
Chitrakoot	62.03	0	Mahoba	32.29	0
Fatehpur	71.09	0	Mirzapur	41.95	16.33
Gorakhpur	59.80	0	Pratapgarh	58.00	0
Hamirpur	53.82	0	Raebareli	56.67	0
Hardoi	59.11	0	Sitapur	48.01	0
Jalaun	53.63	0	Sonbhadra	59.16	0.00
Jaunpur	51.70	0	Unnao	59.75	0



Some Special Feature of NREGA in Uttar Pradesh

Basudev -Village Badwar, Dist. Mahoba: Issued Job Card in October, 2007 and got Job of 124 days till December, 2007 ?

Ramlal - Village Madwara, Dist. Lalitpur: Applied for Job Card in December 2007 and got the Card in February, 2008 ?

Kamal (12 yrs.) -Village Panchpehar, Dist. Jalaun: Got the Job Card ??

Sadar Block, Dist. Chitrakot: 19 families got Job for more than 100 days ?????

Sandila Block, District Hardoi: Job Card and Job (according to muster roll) provided to the families, which migrated two year earlier ??

Sandila Block, Dist. Hardoi: Job Card issued on the name of dead person





Suggested Action:

Proper awareness

Job Card to every rural (at least to BPL, Antyodaya Card holders and IAW beneficiary) families

Proper Measurement of Work

Wage may be paid through Bank /Post Offices

Developing long term livelihood options through NREGS works

Preparation and implementation of Perspective Plan

Inclusion of Women and Socially Marginalised People in decision making





16,000 Crore
5 Crore Families = 3,200 Rupees per family per year

3200 Rs.
12 Months = 266.67 Rs. Per family per month

266.67 Rs.
30 days = 8.88 Rs. Per family per day

8.88 Rs.
5* = 1.77 Rs. (\$0.04) Per person per day

(*Average no. of member in a family)



NREGA – An Experience of Uttar Pradesh



Thank You

हर हाथ को काम दो , काम का पूरा दाम दो